

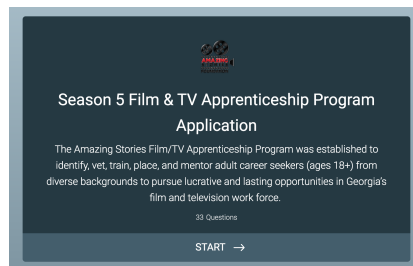


Application Guidance Sheet

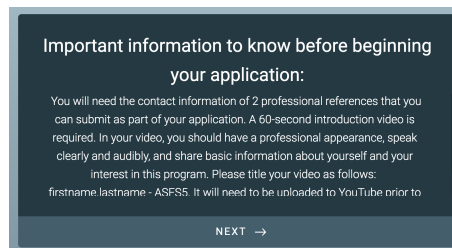
- **Step 1:** Please thoroughly read the program eligibility criteria found at www.amazingstoriesfoundation.org before starting the application.
- **Step 2:** If you meet all eligibility requirements, click the 'I am eligible and ready to apply' button.

I AM ELIGIBLE AND READY TO APPLY

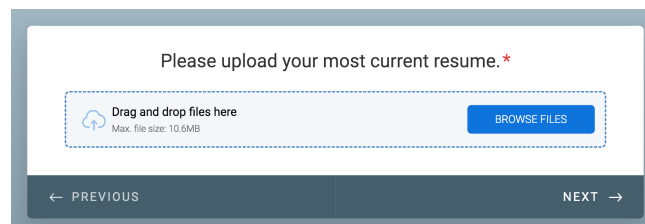
- **Step 3:** You will then be redirected to the following page. Click 'Start'!



- **Step 4:** You will need the contact information of 2 professional references and a 60-second introduction video as a part of your application. To accept this, click 'Next'!



- **Step 5:** Follow the prompts and complete the application questions with complete accuracy. After completing each field, click 'Next'. (Note: If you need to return to a question, click 'Previous'.)
- **Step 6:** When you reach the resume upload portion, click 'Browse Files' to upload your resume. Select the file from your computer and upload.



- **Step 7:** When you reach the Personal Statement portion of the application, use the text field to explain why you believe you should be selected. (Note: 3 paragraphs max)

- **Step 8:** Paste the link to your YouTube Introduction video in the text box. Click 'Next'. (For more information on creating your YouTube introduction video, please see the following 'Introduction Video Guidance Sheet')

- **Step 9:** Enter the information for your professional references. Click 'Next'.

- **Step 10:** Use the box to sign your completed application. Click 'Submit'.

- Congratulations! You've completed the application process.